

Rally Sweden



Combined Classification After Torsby Sprint

























Stage Times

Pos.	No.	Driver	Class	Time	Prev.	1st
1	11	T. NEUVILLE	RC1	01:56.8		
2	4	E. LAPPI	RC1	01:57.7	+ 00.9	+ 00.9
3	89	A. MIKKELSEN	RC1	01:58.1	+ 00.4	+ 01.3
4	46	J. HUTTUNEN	RC2	01:58.9	+ 00.8	+ 02.1
5	1	S. OGIER	RC1	01:59.0	+ 00.1	+ 02.2
6	19	S. LOEB	RC1	01:59.3	+ 00.3	+ 02.5
7	33	E. EVANS	RC1	01:59.5	+ 00.2	+ 02.7
8	5	K. MEEKE	RC1	02:00.0	+ 00.5	+ 03.2
9	8	O. TÄNAK	RC1	02:00.0		+ 03.2
10	10	J. LATVALA	RC1	02:00.8	+ 00.8	+ 04.0
11	7	P. TIDEMAND	RC1	02:01.0	+ 00.2	+ 04.2
12	25	K. ROVANPERÄ	RC2	02:01.2	+ 00.2	+ 04.4
13	47	J. KRISTOFFERSSON	RC2	02:01.5	+ 00.3	+ 04.7
14	21	M. OSTBERG	RC2	02:01.7	+ 00.2	+ 04.9
15	42	O. VEIBY	RC2	02:01.9	+ 00.2	+ 05.1

Overall

Pos.	No.	Elig.	Driver	Class	Pen.	Time	Prev.	1st
1	8	M	O. TÄNAK	RC1		02:19:31.7		
2	89	M	A. MIKKELSEN	RC1		02:20:26.2	+ 54.5	+ 54.5
3	4	M	E. LAPPI	RC1		02:20:26.2		+ 54.5
4	11	M	T. NEUVILLE	RC1		02:20:28.5	+ 02.3	+ 56.8
5	33	M	E. EVANS	RC1		02:20:40.4	+ 11.9	+ 01:08.7
6	5	M	K. MEEKE	RC1		02:21:08.2	+ 27.8	+ 01:36.5
7	19	M	S. LOEB	RC1		02:21:09.8	+ 01.6	+ 01:38.1
8	7	M	P. TIDEMAND	RC1		02:22:39.7	+ 01:29.9	+ 03:08.0
9	42	WRC2	O. VEIBY	RC2		02:24:55.1	+ 02:15.4	+ 05:23.4
10	46	WRC2	J. HUTTUNEN	RC2		02:25:07.1	+ 12.0	+ 05:35.4
11	48	WRC2	E. LINDHOLM	RC2		02:26:27.3	+ 01:20.2	+ 06:55.6
12	21	WRC2PRO	M. OSTBERG	RC2		02:26:28.5	+ 01.2	+ 06:56.8
13	92		J. TUOHINO	RC1		02:26:49.0	+ 20.5	+ 07:17.3
14	45	WRC2	E. BERGKVIST	RC2		02:26:56.3	+ 07.3	+ 07:24.6
15	47	WRC2	J. KRISTOFFERSSON	RC2		02:27:13.2	+ 16.9	+ 07:41.5

16	44	 N. GRYAZIN	RC2	02:03.2	+ 01.3	+ 06.4
17	34	 G. GREENSMITH	RC2	02:03.2		+ 06.4
18	43	 H. SOLBERG	RC2	02:03.6	+ 00.4	+ 06.8
19	48	 E. LINDHOLM	RC2	02:04.1	+ 00.5	+ 07.3
20	92	 J. TUOHINO	RC1	02:04.6	+ 00.5	+ 07.8
21	26	 E. PIETARINEN	RC2	02:05.7	+ 01.1	+ 08.9
22	50	 P. FLODIN	RC2	02:05.8	+ 00.1	+ 09.0
23	93	 E. BRYNILDSEN	RC2	02:06.3	+ 00.5	+ 09.5
24	35	 L. PIENIAZEK	RC2	02:06.5	+ 00.2	+ 09.7
25	45	 E. BERGKVIST	RC2	02:07.5	+ 01.0	+ 10.7
26	68	 M. GRÖNHOLM	RC1	02:07.6	+ 00.1	+ 10.8
27	41	 T. KATSUTA	RC2	02:08.3	+ 00.7	+ 11.5
28	37	 L. BERTELLI	RC1	02:08.7	+ 00.4	+ 11.9
29	96	 R. BLOMBERG	RC2	02:09.6	+ 00.9	+ 12.8
30	55	 R. YATES	RC2	02:09.7	+ 00.1	+ 12.9
31	56	 T. MOLINARO	RC2	02:12.3	+ 02.6	+ 15.5
32	57	 Y. TIMUR	RC2	02:12.7	+ 00.4	+ 15.9
33	78	 J. SOLANS BALDO	RC4	02:14.6	+ 01.9	+ 17.8
34	51	 M. MONELIUS	RC2	02:14.9	+ 00.3	+ 18.1
35	104	 A. FOURMAUX	RC4	02:15.2	+ 00.3	+ 18.4
36	99	 A. KARLSSON	NAT4	02:15.5	+ 00.3	+ 18.7
37	72	 K. TORN	RC4	02:15.9	+ 00.4	+ 19.1
38	52	 A. ERIKSSON	RC2	02:16.2	+ 00.3	+ 19.4
39	102	 K. BURGER	RC2	02:16.5	+ 00.3	+ 19.7

16	44	WRC2	 N. GRYAZIN	RC2		02:27:29.1	+ 15.9	+ 07:57.4
17	43	WRC2	 H. SOLBERG	RC2		02:28:27.5	+ 58.4	+ 08:55.8
18	93	WRC2	 E. BRYNILDSEN	RC2		02:29:08.1	+ 40.6	+ 09:36.4
19	25	WRC2PRO	 K. ROVANPERÄ	RC2		02:29:50.3	+ 42.2	+ 10:18.6
20	41	WRC2	 T. KATSUTA	RC2		02:29:54.2	+ 03.9	+ 10:22.5
21	34	WRC2PRO	 G. GREENSMITH	RC2		02:30:48.4	+ 54.2	+ 11:16.7
22	37		 L. BERTELLI	RC1	00:00:10	02:31:30.0	+ 41.6	+ 11:58.3
23	26	WRC2PRO	 E. PIETARINEN	RC2		02:32:47.5	+ 01:17.5	+ 13:15.8
24	50	WRC2	 P. FLODIN	RC2		02:32:56.4	+ 08.9	+ 13:24.7
25	10	M	 J. LATVALA	RC1		02:34:21.0	+ 01:24.6	+ 14:49.3
26	51	WRC2	 M. MONELIUS	RC2		02:35:34.8	+ 01:13.8	+ 16:03.1
27	55	WRC2	 R. YATES	RC2		02:37:27.2	+ 01:52.4	+ 17:55.5
28	96		 R. BLOMBERG	RC2		02:37:47.5	+ 20.3	+ 18:15.8
29	99		 A. KARLSSON	NAT4		02:37:52.3	+ 04.8	+ 18:20.6
30	56	WRC2	 T. MOLINARO	RC2	00:00:10	02:39:22.6	+ 01:30.3	+ 19:50.9
31	74	JWRC	 T. KRISTENSSON	RC4		02:41:05.4	+ 01:42.8	+ 21:33.7
32	75	JWRC	 R. POOM	RC4		02:42:49.4	+ 01:44.0	+ 23:17.7
33	1	M	 S. OGIER	RC1	00:02:30	02:43:17.4	+ 28.0	+ 23:45.7
34	54	WRC2	 J. ROMAN	RC2		02:43:35.5	+ 18.1	+ 24:03.8
35	78	JWRC	 J. SOLANS BALDO	RC4		02:44:50.3	+ 01:14.8	+ 25:18.6
36	77	JWRC	 T. WILLIAMS	RC4		02:47:11.6	+ 02:21.3	+ 27:39.9
37	83	JWRC	 S. JOHNSTON	RC4		02:52:43.1	+ 05:31.5	+ 33:11.4
38	100		 M. ZELLHOFER	RC2	00:03:20	02:53:31.0	+ 47.9	+ 33:59.3
39	81	JWRC	 E. OLDRATI	RC4		02:54:13.7	+ 42.7	+ 34:42.0

40	54	 J. ROMAN	RC2	02:17.0	+ 00.5	+ 20.2
41	100	 M. ZELHOFER	RC2	02:17.3	+ 00.3	+ 20.5
42	98	 D. DAHLSTRÖM	NAT4	02:17.9	+ 00.6	+ 21.1
43	76	 M. SESKS	RC4	02:22.9	+ 05.0	+ 26.1
44	82	 F. ZALDIVAR	RC4	02:22.9		+ 26.1
45	74	 T. KRISTENSSON	RC4	02:23.3	+ 00.4	+ 26.5
46	79	 R. BADIU	RC4	02:25.6	+ 02.3	+ 28.8
47	77	 T. WILLIAMS	RC4	02:25.7	+ 00.1	+ 28.9
48	75	 R. POOM	RC4	02:26.6	+ 00.9	+ 29.8
49	80	 N. KNACKER	RC4	02:27.1	+ 00.5	+ 30.3
50	83	 S. JOHNSTON	RC4	02:29.6	+ 02.5	+ 32.8
51	81	 E. OLDRATI	RC4	02:30.2	+ 00.6	+ 33.4
52	105	 L. STORM	RC4	02:44.6	+ 14.4	+ 47.8

40	76	JWRC	 M. SESKS	RC4	02:55:52.9	+ 01:39.2	+ 36:21.2
41	105		 L. STORM	RC4	00:00:20	02:58:42.0	+ 02:49.1 + 39:10.3
42	52	WRC2	 A. ERIKSSON	RC2	03:00:17.0	+ 01:35.0	+ 40:45.3
43	68		 M. GRÖNHOLM	RC1	00:01:50	03:01:00.4	+ 43.4 + 41:28.7
44	82	JWRC	 F. ZALDIVAR	RC4	03:03:56.9	+ 02:56.5	+ 44:25.2
45	72	JWRC	 K. TORN	RC4	00:05:00	03:06:32.4	+ 02:35.5 + 47:00.7
46	104		 A. FOURMAUX	RC4	00:01:10	03:06:40.5	+ 08.1 + 47:08.8
47	102		 K. BURGER	RC2	03:15:32.4	+ 08:51.9	+ 56:00.7
48	57	WRC2	 Y. TIMUR	RC2	03:18:13.9	+ 02:41.5	+ 58:42.2
49	98		 D. DAHLSTRÖM	NAT4	00:00:20	03:20:39.8	+ 02:25.9 + 01:01:08.1
50	35	WRC2PRO	 L. PIENIAZEK	RC2	03:22:28.9	+ 01:49.1	+ 01:02:57.2
51	80	JWRC	 N. KNACKER	RC4	00:01:40	03:25:54.0	+ 03:25.1 + 01:06:22.3
52	79	JWRC	 R. BADIU	RC4	03:35:05.7	+ 09:11.7	+ 01:15:34.0